

D.A.V. POLICE PUBLIC SCHOOL GURUGRAM



SUMMER HOLIDAYS' HOMEWORK

Session 2025-26

Class - VI

Dear Parents,

As the summer vacation begins, it brings with it a wonderful opportunity for children to relax, recharge, and engage in meaningful activities that promote both scholastic and co-scholastic growth. To make the most of this time, our dedicated teachers have thoughtfully prepared engaging projects and assignments aimed at reinforcing concepts, deepening understanding, and laying the foundation for academic success in the coming year.

We encourage you to help your child maintain a healthy balance between rest and productivity. Create a flexible schedule that includes time for learning, leisure, and physical activity. Inspire them to explore new hobbies, read interesting books, and discover creative pursuits.

Stay actively involved in your child's learning journey. Check in regularly on their progress, talk about their goals for the next academic year, and provide a supportive and distraction-free environment for their studies. Your involvement and encouragement can make a significant difference.

Also, remember the importance of social connections. Encourage your child to stay in touch with friends and classmates, as these interactions contribute greatly to their emotional well-being. Plan enjoyable family activities to strengthen your bond and create lasting memories together.

Above all, prioritize your child's health. Ensure they get adequate sleep, eat nutritious meals, stay active, and feel emotionally supported. With your guidance, they will be better prepared to embrace the challenges of the new academic year with confidence and enthusiasm.

Wishing you all a joyful and enriching summer break!

Warm regards,

Team DAVPPS

ENGLISH

HOLIDAY HOME TASK AT A GLANCE

TASK-1 Art Integrated Project

- Design a Brochure/Flyer Document on the famous zoological park of Haryana and Telangana. (https://youtu.be/MoKEgF47Z_w)

Task-2 Creative Corner

- Make a beautiful book cover of the given below books and write about its favourite character on an A3 size sheet.



- Make a beautiful poster on 'Save Wildlife' on an A3 size coloured sheet using cardboard.

Task- 3 Model Making

- Roll no 1-7 will make a concept map of the 'Lesson- The White Elephant' from the given below image.



- Roll no. 8-14 will make working model on 'Parts of Speech' ((<https://youtu.be/mmmmc7uIzsN0>))
- Roll no. 15-21 will make a working model on Types of Sentences (<https://youtu.be/jukCvk-irk4?si=ZwUpa1zeJaMQ8CXp>)
- Roll no. 22-28 will make character traits of 'The White Elephant' of L-2 of English Literature Book on an A3 size sheet.



- Roll no. 29-34 will make a popcorn box using Adjectives from the given below image using an A3 size coloured sheet and cardboard.



- Roll no. 35-40 will make a working model on 'Verbs to be' (https://youtu.be/uMHQWWuKZ_U?si=eJySvV-W9kT6bY5y)

Task-5 Reading Time (Read the given below famous illustrated Moral Stories to improve your reading skills) <https://fliphtml5.com/alrqn/lxnc/basic>.

- Be a Bibliophile! Read a book 'Swami & Friends by R.K Narayan'.

Task-6: Literature Recapitulation (Learn and revise all the chapters done till May)

- As discussed in class, complete unit-1 and unit-2 of your English Reader Book.
- Complete your assignment pasted in the English notebook.
- ❖ You'll be Graded on:
- ❖ Creativity and Presentation
- ❖ Effort and Involvement
- ❖ Timely Submission

HINDI

1. साहिर लुधियानवी के समय के किन्हीं पांच कवियों और लेखकों के चित्र लगाकर उनके बारे में जानकारी लिखिए।
2. कबीर दास, रहीम और रैदास जी के 10 दोहे अर्थ सहित लिखिए।
3. तेलंगाना के प्रसिद्ध साहित्यकार और हरियाणा के प्रसिद्ध साहित्यकार के चित्र लगाकर उनके बारे में जानकारी लिखिए।
4. <https://youtu.be/HTbDs1IIXCQ?si=PaeIggrWYtUJ6YTB>
5. <https://youtube.com/shorts/unTZwxTBxO0?si=IYvZtOMUOR89Dh9X>

डी.ए.वी.पुलिस पब्लिक स्कूल, गुरुग्राम

C.R.A.B. कार्य प्रपत्र कक्षा – छठी

विषय – हिंदी पाठ - पुरस्कार

चुनौतीपूर्ण प्रश्न (CHALLENGING SECTION)

प्रश्न 1. नीचे दिए गए प्रश्न में दो कथनों को अभिकथन और कारणों के रूप में चिह्नित किया गया है। अपने उत्तर को नीचे दिए गए कोड के अनुसार चिह्नित करें।

A) अभिकथन - सत्यपाल ने सत्य का साथ दिया।

R) कारण - उसने सत्य की राह पर चलने का प्रण लिया था।

क. A सत्य है तो R असत्य है।

ख. A और R दोनों सत्य हैं और A R की सही व्याख्या है।

ग. A असत्य है पर R सत्य है।

घ. A और R दोनों सत्य हैं और R A की सही व्याख्या नहीं है।

प्रश्न 2. अध्यापक द्वारा सत्यपाल की प्रशंसा के लिए बोले गए मुहावरे का समानार्थी मुहावरा पहचानिए।

1 पीठ पर हाथ फेरना

2 पीठ थपथपाना

3 पीठ ठोकना

4 पीठ दिखाकर जाना

प्रश्न 3. सच्चे मित्र के गुण और चंचल की मित्रता को टी-चार्ट के माध्यम से दर्शाइए।

	सच्चे मित्र के गुण	चंचल की मित्रता

ज्ञान एवं बोध पर आधारित पुनरावृत्ति प्रश्न (RECAP SECTION)

प्रश्न 1. सत्यपाल को उसकी सच्चाई के लिए कौन-सा पुरस्कार मिला और क्यों?

प्रश्न 2. चंचल ने सत्यपाल को अखबार बेचने का क्या उपाय बताया?

प्रश्न 3. सत्यपाल कैसा बालक था? उसके घर में कौन-कौन था?

प्रश्न 4. सत्यपाल अखबार बेचने के लिए क्या करता था?

प्रश्न 5 शिक्षक ने सत्यपाल को क्या दिलवाने के लिए कहा?

प्रश्न 6. सत्यपाल के जीवन से हमें क्या सीख मिलती है?

क. दृढ़ संकल्प शक्ति, ज़िम्मेदार होना, सत्यता

ख. सत्यता, उदासी, गैर ज़िम्मेदार होना

ग. असत्यता, दृढ़ संकल्प शक्ति, गैर ज़िम्मेदार होना घ. हार मानने वाला, आलसी, झूठ बोलने वाला

संश्लेषण व रचनात्मकता पर आधारित उच्चचिंतन प्रश्न (ADVANCE SECTION)

प्रश्न 1. सत्यपाल यदि चंचल का बताया हुआ झूठा उपाय अपना लेता तो कहानी में क्या बदलाव होता ?(२०-३०शब्दों में लिखिए।)

प्रश्न 2. सत्य के महत्व को दर्शाती किसी एक कहानी को चित्रकथा के रूप में प्रस्तुत कीजिए।

ज्ञान, बोध और अनुप्रयोग पर आधारित आधारभूत प्रश्न (BASIC SECTION)

1. सत्यपाल की चारित्रिक विशेषताएँ रेखासंचित्र के माध्यम से लिखिए।

2. पुरस्कार पाठ से हमें क्या शिक्षा मिलती है?

3. निम्नलिखित पंक्तियों में दिए गए प्रश्नों के उत्तर विकल्प चुन कर दीजिए।

रामनगर एक सुंदर शहर है। वह चारों तरफ़ से पहाड़ियों से घिरा हुआ है। रामनगर में बालक-बालिकाओं के 10 विद्यालय हैं। वे आपस में मिलजुल कर अनेक काम करते हैं। प्रत्येक वर्ष वे मिलकर पुरस्कार वितरण उत्सव मनाते हैं।

1.

रामनगर कैसा शहर है?

क. सुंदर

ख. मैदानी

ग. रेतीला

घ. वीरान

2. रामनगर में बालक - बालिकाओं के कितने विद्यालय हैं?

क. 15

ख. 20

ग. 10

घ. 30

छात्र प्रतिबिंब कार्य पत्रक	
पाठ - पुरस्कार	मैं जानता हूँ /जानना चाहता हूँ
प्रश्न- उत्तर	
व्याकरण	

SANSKRIT

(अनुक्रमांक-1से 10तक)

संस्कृत के 13 स्वरों व सप्ताह के दिनों के नामों को संस्कृत में लिखकर अलग- अलग लड़ों का निर्माण कीजिए।

<https://youtu.be/f6zzzf-RxHA?si=1-H5iZEttfPqisVy>

(अनुक्रमांक-11से20 तक)

विभक्ति-कारक-चिह्न का एक जी.ओ. निर्माण कीजिए।

<https://youtu.be/qDIBIXmXIZ8?si=iOIWppOhNddQLzVj>

(अनुक्रमांक-21से30 तक)

वर्ष के बारह महीनों के संस्कृत में नाम लिख कर एक जीयो का निर्माण कीजिए।

https://youtube.com/shorts/J0ff_rNs6EI?si=eIRn4NRFMFoNFg1M

<https://youtube.com/shorts/s4JI8ywqrGo?si=qPwpJzEwtnI4Wvqr>

(अनुक्रमांक-30से ऊपर तक)

संस्कृत धातुरूपों का चित्रों के साथ परियोजना निर्माण कीजिए।

<https://youtu.be/-dENwC6RbZA?si=G9pnmscbp-YYHA2F>

<https://youtube.com/shorts/0z0U4YPBLIM?si=0zDZD-uC-dci8o6P>

2.संस्कृत-वर्णमाला को याद करना, संयुक्त-व्यञ्जनों ,वर्ण-संयोग, वर्ण-विच्छेद का अभ्यास करना।

कारक-विभक्ति-चिह्नों को याद करना।

3.(A-4) की सफेद शीट पर सञ्ज्ञा- शब्दरूप-बालक, फल, लता।

सर्वनाम-शब्दरूप- तत् ,एतत् ,किम् ,(तीनों लिङ्गों में),युष्मद् ,अस्मद्।

धातुरूप-भू,पठ् ,गम् ,पा ,लिख् ,अस्(लट्-लृट्- लङ् लकार) में लिखना व याद करना। (केवल काले या नीले पेन से ही लिखने हैं।)

4.जितना पाठ्यपुस्तक ' सुरभि:-2' में पढ़ाया गया है उसको पढ़ना व शब्दार्थों को याद करना।सङ्ख्या-1-30 (1-4 तीनों लिङ्गों में) याद करना।

MATHS

Activity 1:-MATHEMATICS LAB ACTIVITIES

- (i) To verify that multiplication of whole numbers is commutative.
- (ii) To verify multiplication over addition of the whole numbers.
- (iii) To find the HCF of two numbers.
- (iv) To form various polygons by paper folding and to identify convex and concave polygons.
- (v) To construct a 4x4 Magic Square of Magic constant 34.

<https://www.ncert.nic.in/pdf/publication/sciencelaboratorymanuals/classItoVIII/mathematics/ahelm103.pdf>

Activity: - 2

ART INTEGRATED PROJECT

Roll No.	Project
----------	---------

1-10	Prepare a model of 3D shapes . https://www.youtube.com/watch?v=kxhsZTPDd_Y
11-20	Prepare a model on ‘maths in monuments’
20 -30	Prepare a model on ascending and descending order. https://www.youtube.com/shorts/eRdVPt3KvD8
31 and onwards	Prepare a working model on Roman numerals . https://www.youtube.com/watch?v=XnU0ZboLPWI

Activity:- 3 Fun with maths

- Lucky multiples
- Bond brain training: Climb the trees
- Number puzzle

Activity: - 4 ASSIGNMENT

Complete the given assignment of Chapter-2 Factors and Multiples , Chapter-8 Basic Geometrical concepts and Chapter-9 Line segment in maths register.

<https://1drv.ms/w/c/69c595c1588081f2/EeZt3MrfSR1IupDEL71iG2IBm7jiE4NvZwbxQoRE7GeaA?e=BTaq8q>

Activity – 5 LEARN THE BASICS

Learn and write (in Maths Register)

- **Tables 2-30**
- **Prime Numbers From 1-100**
- **Divisibility rules.**





SCIENCE

1) COLLECT INFORMATION AND MAKE A PROJECT REPORT ON ANY FIVE MESOPHYTES OF HARYANA AND TELANGANA.

2) SCI-TOY:

MAKE A TOY ON THE TOPIC ALLOTTED ACCORDING TO YOUR ROLL NUMBERS:

ROLL NO.	TOPIC	LINK OR IMAGE
1 TO 5	ENVIRONMENTALIST BOARD GAME	
6 TO 10	MATCH THE SENSOR (SYMBOLS OF ELECTRIC CIRCUIT)	
11 TO 15	SOUND ENERGY INSTRUMENT	

16 to 20	HOLOGRAM	 <p>Homemade-3D Hologram</p> <p>Science Project</p>
21 to 25	BUZZ WIRE GAME	https://youtu.be/rEakR6PyWDc?si=02HD9h3w1CfGwgXY
26 to 30	SPIN THE WHEEL (MATCH THE CORRECT PAIR)	
30 to 35		https://pin.it/7CKpWdj4L
36 to 40		https://pin.it/6yhvAd2nK

➤ KINDLY MAKE NEAT AND CLEAN MODELS/TOYS, HEADINGS SHOULD BE DONE IN CAPITAL LETTERS.

- **SCIENCE POCKET DICTIONARY:** LEARN TWO NEW SCIENTIFIC TERMS DAILY, FIND THEIR MEANING AND NOTE THEM IN A POCKET DIARY.
- KINDLY NOTE THAT SUGGESTED PHOTOGRAPHS AND LINKS FOR MODELS OR DISPLAYS ARE PROVIDED FOR REFERENCE ONLY. YOU ARE ENCOURAGED TO USE YOUR OWN CREATIVITY, IDEAS AND METHODS TO COMPLETE THE TASK.
- PASTE THE ASSIGNMENT IN YOUR FAIR NOTEBOOK.

D.A.V POLICE PUBLIC SCHOOL, GURUGRAM
CLASS – VI
SUBJECT: SCIENCE
ASSIGNMENT: 4 TOPIC: WORLD OF LIVING

1. Tick the correct option:

- i) Which of the following cannot be called a habitat?
- | | |
|--------------------------------|---|
| (a) A desert with camels | (b) A pond with fishes |
| (c) A jungle with wild animals | (d) Cultivated land with grazing cattle |
- ii) Which of the following is not an example of response to stimulus?
- (a) Watering in our mouths when we see delicious food items.
 (b) Closing of leaves of Mimosa plant when touched.
 (c) Shutting our eyes when an object is suddenly thrown in our direction.
 (d) A chick hatching out of an egg.
- iii) Although organisms die, their kind continue to live on earth. Which characteristic of living organisms makes this possible?
- | | | | |
|-----------------|------------------|---------------|--------------|
| (a) Respiration | (b) Reproduction | (c) Excretion | (d) Movement |
|-----------------|------------------|---------------|--------------|
- iv) Which of the following is correct for respiration in plants?
- (a) Respiration takes place only during day time.
 (b) Respiration takes place only during the night.
 (c) Respiration takes place both during day and night.
 (d) Respiration takes place only when plants are not making food.

2. Fill in the blanks:

- (a) The habitat of plants and animals that live in _____ is called the aquatic habitat.
 (b) _____ eat dead and decaying matter of other living organisms.
 (c) All living organisms respond to various kinds of _____.
 (d) Perennials plants live for _____.
 (e) _____ is known as the basic structural and functional unit of life.

3. State True or False:

- a) Cactus plants have thick and fleshy stem to store water.
 b) Leaves in aquatic plants are reduced in size to minimize their evaporating surface.
 c) Habitat includes both living and non-living things.
 d) Hilly trees do not have flowers.

4. Choose the odd one out and give reason.

- (a) Coriander, mint, Banyan, grass.
- (b) Rose, mehndi, guava, lemon.

5. Give reason for the following.

- a) Banana plant is an herb although it is as tall as a tree.
- b) Tulsi is popularly known as the queen of medicinal herbs whereas biologically it is a shrub.

6. Complete the analogy:

- a) Parrot: Frugivores :: _____ : Insectivores
- b) Cacti: Xerophytes :: Lotus : _____

Q7. Differentiate between-

- a) Annual and Biennial
- b) Vertebrates and Invertebrates

Q8. List three main adaptive features in Xerophytes.

Q9. Read the features of plants given below.

- (a) Thick waxy stem
- (b) Short roots
- (c) Cone shaped plants
- (d) Sloping branches
- (e) Small or spine-like leaves
- (f) Hollow stem

Choose the type of plant for every feature given in a, b, c, d, e and f from the list given below.

Aquatic plant, Desert plant, Mountainous plant

Q10. Like many animals, although a car also moves still it is not considered as a living organism. Give 2-3 reasons in support of your answer.

Q11. Unscramble the given words below to get the correct word using the clues given against them.

(a)	SATPADAOINT	Specific features or certain habits which enable a living being to live in its surroundings
(b)	RETECOXNI	Waste products are removed by this process
(c)	LUMISIT	All living things respond to these
(d)	ROUCDPRENTOI	Because of this we find organisms of the same kind

STUDENT REFLECTION CHECKLIST:

TERMS AND TOPICS	I KNOW	I NEED TO LEARN
Vocabulary: Balanced Diet, PCM, PEM, Roughage, Deficiency disease		

Characteristics of Living Things		
Difference between living and Non-living things		
Classification of Living Things on the basis of Life span, Habitat, Nutrition and mode of reproduction		
Importance of Plants and Animals		

SOCIAL SCIENCE

TASK-1: Assignment

Chapter 3:

<https://docs.google.com/document/d/1tTrhf4TdK28qAH5TnBNB6I60xT9EV4M6FJvnssfQYG0/edit?usp=drivesdk>


Chapter 10:

<https://docs.google.com/document/d/1KmkUfjEbUPj7YtI4kiNrYGEHqVO4K3Roevs5hXIEJ0Y/edit?usp=drivesdk>

TASK-2: Make a weather chart for 5 different cities in Haryana and Manipur for 10 days. Write a short weather report for one of them.

Example: “Hello viewers! Today in Gurugram, the weather is hot and humid with a high of 38°C...”

TASK-3: Cut a big circle from cardboard. Divide it like a pizza: Half for Rights, half for Duties. Draw or paste icons for each (e.g., a voting hand, a book for education, a garbage bin for cleanliness).



TASK-4:

Roll no. 1-10: Make a 3D model of any historical monument of your choice.




Roll no. 11-20: Make a 3D model of the Parliament House.



Roll no. 21-30: Make jewellery worn during Harappan Civilization.



Roll no. 31-40: Make a model of map of India showing all the major landforms using grains, clay, etc.



ART & CRAFT

- 1- Draw a warli painting on canvas.
- 2- Craft: Make a unique craft with waste bottles. It should be creative.

COMPUTER

Topic: Create a Presentation (PPT)

Roll No.: 1 to 40

Submission Format: MS PowerPoint (.ppt/.pptx) or OpenOffice Impress (.odp) Or Canva

Instructions: 1. Create a Presentation on any ONE of the following topics:

- My Dream Computer
- Evolution of Computers
- How to Use the Internet Safely
- Famous Inventors in Computing
- Uses of Computers in Daily Life

2. Guidelines:

- Minimum 5 slides, Maximum 10 slides.
- Use titles, bullet points, and images.
- Add background colors and transitions for creativity.

Use either MS PowerPoint or OpenOffice Impress to create the presentation or Canva

3. Cover Slide must include:

- Your Name
- Roll Number
- Class & Section
- Topic Title

4. Submit the PPT by Email/USB drive (as per teacher's instruction)